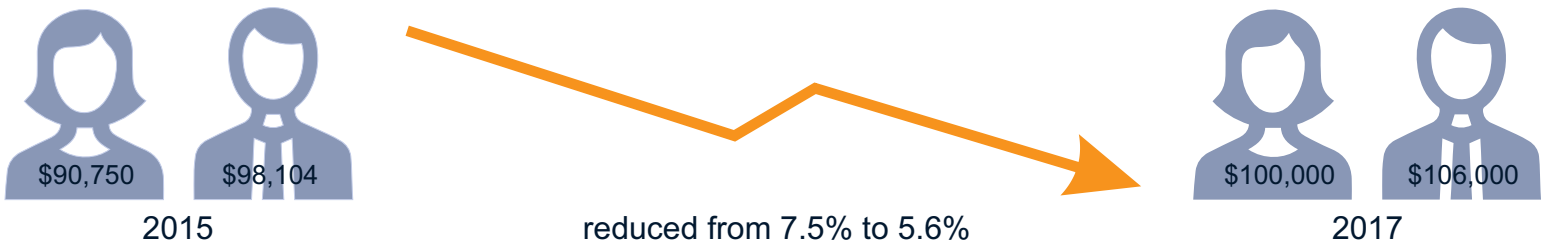


The 2017 Compensation and Benefits Survey was designed to gather information regarding the demographics, job responsibilities and compensation and benefits of regulated members of the Alberta Professional Planners Institute (APPI). It replicates a previous survey that was conducted in 2015. 353 members completed the survey and the following statistics pertain to those who responded to the survey.

## Annual Increase in Salary Year to Year



## Median Gender Wage Gap

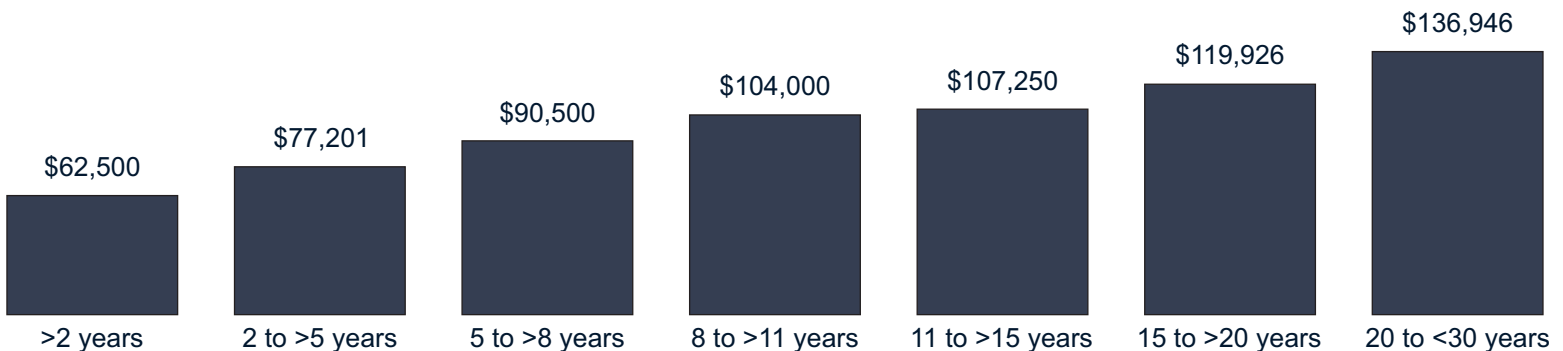


## Median Salary

2017 — \$102,840

2015 — \$95,000

## Median Salary Range by Years of Experience



## RPP vs non-RPP



73% RPP



23% Candidate Member




4% Subscriber  
/Pre-Candidate



1% Other

## Gender In Profession



51% Male



48% Female



1% not stated